




# CHASE ENERGY CANADA LIMITED

## Fundamental Summary Report for the Ontario Energy Industry

### EXPLANATION REPORT

#### 5X16 Peak Ontario Forward Power (CAD\$/MWh) & Natural Gas Prices (CAD\$/Gj)

	Forecast	Heat Rate	Prev Mid	Today's	MTD	YTD	YTD	YTD	NGX	Forecast	Prev Mid	Today's	MTD	YTD	YTD	YTD
	Power	Today	Today	Market	Change	Avg.	Avg.	High		Dawn	Today	Market	Change	Avg.	Avg.	High
									Day Ahead							
									Bal Month							
									Jan-07							
									Feb-07							
									Mar-07							
									Apr-07							
									May-07							
									Jun-07							
									Q2 07							
									Cal 07							
									Cal 08							
									Cal 09							
									Cal 10							

Today's estimated price based on posted power prices and current nat gas price - **NGX** and **NYMEX**

Power to natural gas ratio - today's estimated power price (CAD\$/MWh) divided by today's estimated nat gas (CAD\$/Gj) price

Mid Market settlement - middle of bid offer spread of trades and posted bids and offers - takes nat gas prices into consideration


Natural Gas Exchange

NGX settlements in this section are based on bids, offers, trades and NYMEX basis and converted from US\$/mmbtu to CDN\$(using the FX exchange rate)/Gj (1.055056)

#### IESO INFORMATION:

- Current Market Demand: MW
- Current Hourly Price: \$/MWh
- Hourly Uplift Charge Estimate: \$/MWh
- Hourly Intertie Offer Guarantee Estimate: \$/MWh

Data from IESO website

	Date	Base Load	Change	Off Peak	Change	On Peak	Change
Forecast For							
IESO Summary							
Month to Date Avg							
Year to Date Avg							
Average Load							
Year to Date Avg 2005							
Price One Year Ago							
Year to Date Avg 2004							
Price Two Years Ago							

Ontario's Independent Electricity System Operator

#### US 6X16 Daily POWER PRICES (US\$):



5-Dec-06  
Change

Cin Hub Real Time	COB	Entergy	Ercot	Four Corners	Mead	Nepool MH DA LMP	Palo Verde	PJM WH Real Time

Previous day weighted average index price of firm power for next day delivery

Chase Energy Canada Limited (Chase) provides this information solely as a service to its customers. The information is not to be considered investment advice or an indication to buy or sell. Although Chase has taken reasonable precautions to ensure the accuracy of the information presented, Chase does not warrant its accuracy and assumes no liability of any kind with respect to the information. Chase believes any forward-looking statements contained herein are based on reasonable assumptions; no assurance can be given as to their ultimate accuracy. Chase Energy is copyright protected. Please contact Mandy Burgess at [mandy.burgess@chaseenergy.com](mailto:mandy.burgess@chaseenergy.com) or (705) 309-0444 for more information.

MARKET SUMMARY:





WEATHER:



TODAY'S QUOTE:

**New York Mercantile Exchange Settlement prices**

		Dec 5	Daily Change	Avg Month To Date	Avg Year To Date	AECO HH Basis
Nat Gas	Henry Hub Spot					
(US\$/mmBtu)	Jan-07					
	Feb-07					
	Mar -07					
	Q2 2007					
	Q3 2007					
	Cal 2007 1 Year					
CAD/US FX						
Crude Oil	Front Month					
Heating Oil	Front Month					

	Nepool	NYISO A	NYISO G	NYISO J	PJM
Jan-07					
Change					
Feb-07					
Change					
Mar -07					
Change					
Apr-07					
Change					

Chase Energy Canada Limited (Chase) provides this information solely as a service to its customers. The information is not to be considered investment advice or an indication to buy or sell. Although Chase has taken reasonable precautions to ensure the accuracy of the information presented, Chase does not warrant its accuracy and assumes no liability of any kind with respect to the information. Chase believes any forward-looking statements contained herein are based on reasonable assumptions; no assurance can be given as to their ultimate accuracy. Chase Energy is copyright protected. Please contact Mandy Burgess at [mandy.burgess@chaseenergy.com](mailto:mandy.burgess@chaseenergy.com) or (705) 309-0444 for more information.