





CHASE ENERGY CANADA LIMITED

Fundamental Summary Report for the Alberta Energy Industry

EXPLANATION REPORT

7X24 Base Load Alberta Forward Power & NGX Natural Gas Prices (CAD\$)

	\$/MWh									\$/GJ							
	Est.	Heat Rate	Prev Mid	Chg	MTD	YTD	YTD	YTD		Est.	Prev Mid	Chg	MTD	YTD	YTD	YTD	
Power	Today	Today	Market	Today	Avg.	Avg.	High	Low	Nat Gas	Today	Market	Today	Avg.	Avg.	High	Low	
Day Ahead																	
Bal Month																	
Feb 07																	
Mar 07																	
Apr 07																	
May 07																	
Jun 07																	
Jul 07																	
Aug 07																	
Call																	
Call																	
Call																	
Call																	

Mid Market settlement – middle of bid offer spread of trades and posted bids and offers – takes nat gas prices into consideration

Today's estimated price based on posted power prices and current nat gas price – NGX and NYMEX

Power to natural gas ratio – today's estimated power price divided by today's estimated nat gas price

NGX settlements based on bids, offers, trades and NYMEX basis





Regulated Rate Option index based on bids, offers, and trades volume weighted.

ALBERTA: AESO Info: Load 7769 MWh, off line Coal –BR 3,4,5 664; Off-line Major Nat Gas –none 0; Low Output Coal 277; Total MCR off –941; AESO price \$28.96; Imports 145 (06:32 am).

TODAY'S QUOTE:

RRO Index	Power	7X24 Daily	Avg to date	7X16 Daily	Avg to date	7X6 Daily	Avg to date
Feb 07							
	Chg						

NGX Power Trades: ASM 23,224, energy swap 8,280, OTC Alberta 13,740; OTC Ontario 0.

		Base Load	Chg	Off Peak	Chg	On Peak	Chg			Base Load	Chg	Off Peak	Chg	On Peak	Chg
Alberta	Date							Ontario	Date						
Forecast								Forecast							
Summary								Summary							
MTD Avg								MTD Avg							
YTD Avg								YTD Avg							
Avg Load								Avg Load							
YTD Avg 2005								YTD Avg 2005							
2 Years Ago								2 Years Ago							
YTD Avg 2006								YTD Avg 2006							
1 Year Ago								1 Year Ago							

NGX actual trades

AESO data from their web site

IESO data from their web site

Chase Energy Canada Limited (Chase) provides this information solely as a service to its customers. The information is not to be considered investment advice or an indication to buy or sell. Although Chase has taken reasonable precautions to ensure the accuracy of the information presented, Chase does not warrant its accuracy and assumes no liability of any kind with respect to the information. Chase believes any forward-looking statements contained herein are based on reasonable assumptions; no assurance can be given as to their ultimate accuracy. Call Bob Hesson or Bob Fougere 403-512-3071 or 403-660-6978. Chase Energy is copyright protected.



US 6X16 POWER PRICES (US\$/MWh):

Mid C		
Spot		
Feb 07		
Q2 07		
Palo Verde		
Spot		
Cob		
Spot		
NEPOOL		
Spot		

<u>NYMEX</u> <i>(US/MMBtu): Nat Gas</i>	Daily	7 Day	30 Day	AECO
	Change	Change	Change	HH Basis
Henry Hub Spot				
Feb-07				
Mar-07				
Apr-07				
Q2 2007				
Q3 2007				
Cal 2008 1 Year				
CAD/US FX				
Crude Oil – Feb 07				
Heating Oil – Feb 07				

New York Mercantile Settlement Prices in US dollars per MMBtu



Nat Gas	Change
Sumas (US/MMBtu)	
Station 2 BC(Cad/GJ)	
Dawn Spot (USD)	
Dawn Prompt (USD)	

NGX settlements

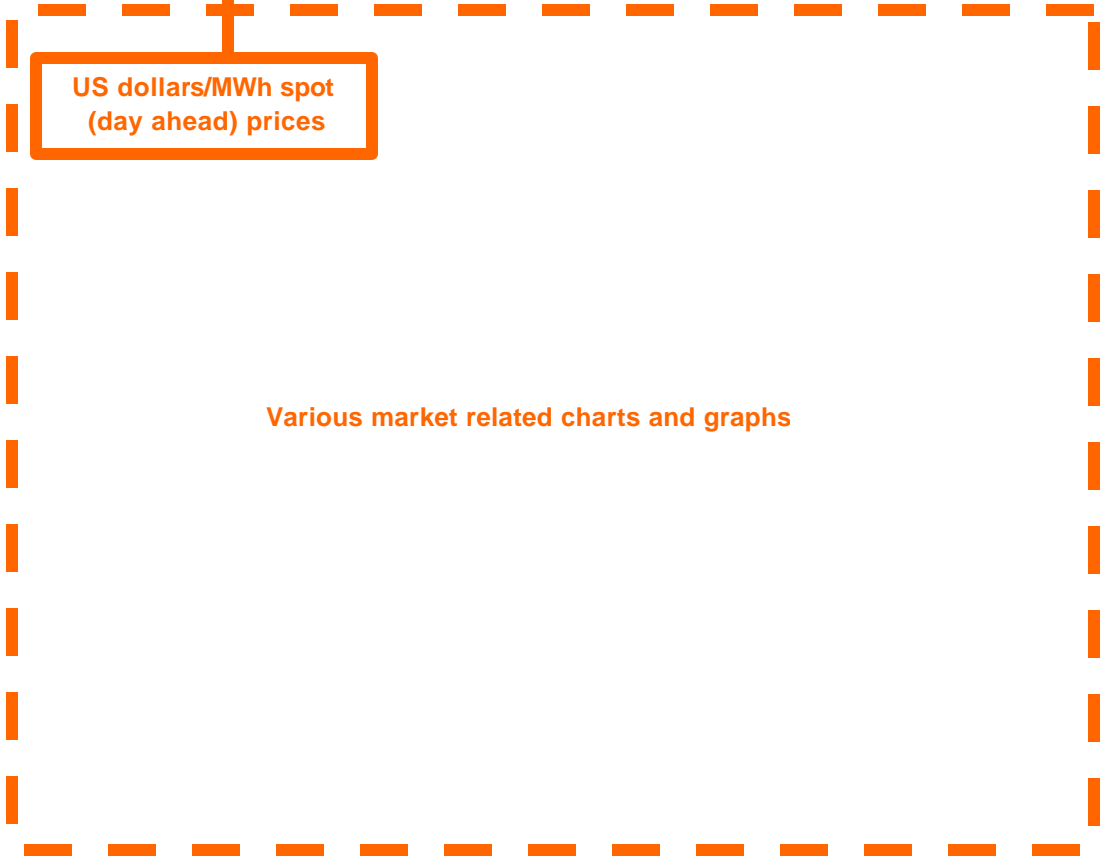
TCPL Alberta: (MMcf)			
Field Receipts			
Linepack			
Daily Ab Storage			
Storage Inv (bcf)			
% Full			

Alberta natural gas pipeline information

MARKET NEWS:

Energy news highlights

US dollars/MWh spot (day ahead) prices



Various market related charts and graphs